



visio.lign

The Aesthetic and Functional System

3

Presentation of the system

veneering composite



crea.lign

veneers



novo.lign

denture teeth



neo.lign

composite blanks



visio.CAM

stains



visio.paint

bonding system



bond.lign

perform with
visio.lign



Chapter overview

1

Preparatory work
prepare natural beauty



silicones for matrices

08

2

crea.lign
create natural beauty



veneering composite
modelling liquid
Sets

12

18

21

3

visio.paint
colour natural beauty



visio.lign color
visio.lign shield

28

28

4

novo.lign
veneer natural beauty



Veneers
Sets

34

43

5

neo.lign
choose natural beauty



Teeth

48

Sets

57

6

bond.lign secure natural beauty



Primer and Bonder	60
Opaker	62
luting composite	64
DTK adhesive	64
Sets	66

7

visio.CAM design natural beauty



Composite blanks	70
------------------	----

8

Tools support natural beauty



bre.Lux	74
visio.lign Toolkit	78
crea.lign gel	79
crea.lign paste	80
novo.lign	80
bond.lign	81
Preparatory work	81
visio.lign tooth cabinet / box	82
Material processing matrix	83
Media	84
Index	86

1

Preparatory work

prepare natural beauty



PROPERTIES SUCH AS PRECISE
APPLICATION, DETAILED
IMPRESSIONS AND LIGHT
TRANSMISSION SPEAK IN
FAVOUR OF THE FINE-GRAINED
VISIO.SIL MATRIX SILICONES.

SILICONES FOR MATRICES

Preparatory work

silicones for matrices



visio.sil fix

High-precision silicone for matrices
Hardness of approx. 55 Shore A

visio.sil fix is an addition-curing, high-precision silicone for matrices. With visio.sil fix, the approximal spaces and gingival contouring of the wax-up are perfectly



Yellow

REF 54001300

50 ml

moulded to the finest detail. Once the restoration has been manufactured, it just has to be polished to a high gloss, saving effort and time.



visio.sil

Transparent silicone for matrices
Hardness of approx. 60 Shore A

visio.sil is a transparent, addition-curing silicone for matrices, used for the fabrication of translucent matrices and processing of light-curing materials.



transparent

REF 54001200

50 ml



Benefits of visio.sil and visio.sil ILT transparent silicones for matrices

visio.sil is a transparent, addition-curing silicone for matrices, used for the fabrication of translucent matrices and processing of light-curing materials.



visio.sil ILT

Transparent silicone for matrices for Inverse Layering Technique

Hardness of approx. 75 Shore A

visio.sil ILT has been specially developed for the Inverse Layering Technique. This transparent, addition-curing silicone for matrices is characterised by its extreme hardness of approx. 75 Shore A. It is flowable so it fills the proximal space and

ensures perfect reproduction of the surface texture; however, it is also firm and stable and can be applied very precisely. visio.sil ILT can be applied in the patient's mouth (class 1 medical device) in the hardened state.



transparent

REF 54001400

50 ml



Benefit of transparent

visio.sil ILT silicone for matrices

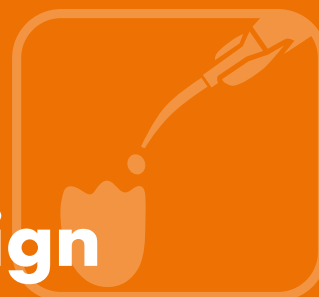
visio.sil ILT silicone for matrices has been approved for oral application and is perfectly suited for positioning and luting indirect veneers.

2



crea.lign

create natural beauty



THE LIGHT-CURING CERAMIC
COMPOSITE IMPRESSES WITH
NATURAL OPALESCENCE
AND THE BEST LIGHT
TRANSMISSION -
FOR NATURAL BEAUTY

VENEERING COMPOSITE
STAINS
MODELLING LIQUID

crea.lign | veneering composite

create natural beauty - with the light-cured ceramic composite for natural beauty

crea.lign is a light-curing ceramic composite for the permanent veneering of metal, ceramic and polymer frameworks. The exceptional material properties adapt elasticity and hardness of crea.lign to the various substructure materials.

crea.lign contains only nano particles and no ground glass filler. It consists of 50% opalescent ceramic filler and a high-strength oligomer matrix.

The ceramic fillers used and the avoidance of hard glass fillers increase abrasion resistance and prevent plaque build-up, discoloration and embrittlement of the material.

Agglomeration effects (clumping) in the material are avoided and a homogeneous and dense surface is achieved with the particle size of approx. 40 µm and optimal polishing properties. Thanks to the dense surface, water absorption is low, which in turn ensures mechanical stability.



crea.lign | Coding

crea.lign gel:

	REF CLFN_____
dentine, e.g. A3:	REF CLFN DA30
opaque dentin, e.g. A (A3/A35):	REF CLFN OPDA335
transpa clear, e.g. T1:	REF CLFN 00T1
Incisal, e.g. I1:	REF CLFN 00I1
Incisal Enamel, e.g. E1:	REF CLFN 00E1
High Translucent, e.g. HT1 (A1/A2):	REF CLFN HT01
GUM, e.g. G1:	REF CLFN 00G1
Modifier, e.g. M1:	REF CLFN 00M1
Stains, e.g. S1:	REF CLFN 00S1

crea.lign paste:

	REF CLPND_____
dentine, e.g. A3:	REF CLPND A30
transpa opal, e.g. T1:	REF CLPN 00T1
Incisal, e.g. E1:	REF CLPN 00E1
GUM, e.g. G50:	REF CLPN 0G50
–	–
–	–



Natural beauty

- Natural opalescence
- Optimal depth effect thanks to coordinated refractive indices
- Translucency (greater degree of freedom than in ceramics)

crea.lign is available in both dosage forms gel and paste in classic A-D colours and other GUM and incisal materials and can be seamlessly combined with each other.

crea.lign | Benefits

Natural - Balance between opalescence, fluorescence and translucency creates a natural, vibrant colour effect

Physiology - crea.lign is significantly more impact-resistant than ceramics thanks to its excellent mechanical properties. This increases the resilience of the veneer.

Safety - crea.lign's permanent chemical adhesion to all framework materials as well as plaque and discoloration resistance ensure the long-term success of the veneer.

crea.lign gel is the "more fluid" variant of the two dosage forms of crea.lign veneering composite. The specially developed single-hand grip and application cannula make precise dosing with just one hand easier for the user.

crea.lign paste is the pasty variant of crea.lign's two dosage forms. The consistency of crea.lign pastes is soft and smooth. Contouring is very easy. No undesired adhesion. The composite shaper kit makes modelling even easier. The silicone modelling instruments have been specially developed for the crea.lign paste and serve as an attachment and modelling aid. This makes it easy to achieve the finest transitions in modelling.

- ➔ All colours of the crea.lign gel or crea.lign paste can be found on page 16 and 17
- ➔ crea.lign opaque, see page 63
- ➔ shade combination tables, see page 18



crea.lign gel



crea.lign paste

crea.lign | gel

BL3	A1	A2	A3	A3.5	A4	B1	B2	B3
<u>BL3</u>	<u>A10</u>	<u>A20</u>	<u>A30</u>	<u>A35</u>	<u>A40</u>	<u>B10</u>	<u>B20</u>	<u>B30</u>
	B4	C1	C2	C3	C4	D2	D3	D4
	<u>B40</u>	<u>C10</u>	<u>C20</u>	<u>C30</u>	<u>C40</u>	<u>D20</u>	<u>D30</u>	<u>D40</u>

A3/A3.5	B3	C3	D3
<u>A 3 3 5</u>	<u>B 3</u>	<u>C 3</u>	<u>D 3</u>
<u>BLA B1</u>	Bleach (A1/B1)		

E1	E2	E3	E4
<u>E1</u>	<u>E2</u>	<u>E3</u>	<u>E4</u>

opal	blue	rose	universal
<u>I1</u>	<u>I2</u>	<u>I3</u>	<u>I4</u>
<u>I5*</u>	*C.G.S. finish		

REF
CLFND _ _ _



5 g

gel Dentine
is available in the classic A–D dentine shades and BL3 bleached shade.

REF
CLFNOPD _ _ _ _ _



5 g

Opaque Dentin Gel
crea.lign Opaque Dentine materials provide chroma and depth effect in composite veneers with low wall thicknesses. With the materials OD A to OD D and OD bleach the most common colors are made available.

REF
CLFN00 _ _



5 g

gel incisal
Alongside the enamel materials (E1/E2/E3/E4), crea.lign incisal (opal/blue/pink/universal/C.G.S.finish) can be used for specific accentuation of the incisal area (see also colour combination table of enamel and dentine materials on page 17)

REF
CLFN00 _ _



5 g

gel Transpa clear
crea.lign gel Transpa clear is the crystal-clear version of the crea.lign gel.

REF
CLFNHT _ _



5 g

High Translucent Gel
crea.lign HT are chromatically attenuated Dentine materials with a very high degree of translucency. They allow a natural transition from the dentine to the enamel area and they are available in the versions HT1, HT2 and HT3.

REF
CLFN00 _ _



5 g

gel GUM
crea.lign gel GUM (light/pink/pink/red) are customisation materials for the gum area.



REF
CLFN00 __



gel **Modifier**

(beige/olive/caramel/purple/umbra) are intensively coloured materials, for example, to accentuate the neck region of a tooth or replicate decalcification stains.



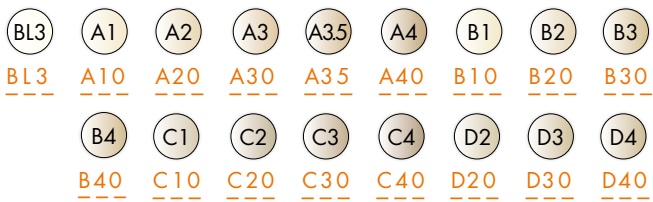
REF
CLFN00 __



Stains

crea.lign stains (brown/orange) are light-curing intensive materials and are used for colour customisation of composite veneers. crea.lign stains must not be coated; they are used to emphasise, for example, proximal spaces, incisal edges and fissures.

crea.lign | paste



REF
CLPND __



paste **dentine**

is available in the classic A-D dentine shades and BL3 bleached shade.



REF
CLPN00 __



paste **Incisal**

like crea.lign gel, is available in 4 shades (E1/E2/E3/E4) and is used to design the cutting area. The incisal materials are perfectly matched to the dentine materials (see table on this page below).



REF
CLPN00 __



paste **Transpa opal**

is the transparent variant of crea.lign paste. Thanks to optimal translucency and opalescence, it gives a natural, vibrant colour effect.



REF
CLPNO __



paste **GUM**

crea.lign paste GUM (light/opaque/bright/orange/brown) is used to coat the gingival elements for red-white customisation.

crea.lign | shade combination tables

crea.lign gel/paste*	classic A-D dentine shades																
	A1	A2	A3	A3.5	A4	B1	B2	B3	B4	C1	C2	C3	C4	D2	D3	D4	B13
Enamel																	
E1	■					■				■				■			■
E2		■	■				■										
E3				■				■	■		■	■			■	■	
E4					■								■				

* All crea.lign gel materials can be seamlessly combined with all crea.lign paste materials.

crea.lign | modelling liquid



During modelling instruments can be wetted with the crea.lign Modelling Liquid in order to avoid an adhesion of the veneering composite.

REF CLFMOD10

10 ml

crea.lign veneering system
paste + gel,
complete set



crea.lign | sets

REF CLIGNSETFK crea.lign veneering system paste + gel, complete set

aluminium case,
width 42.5 cm x height 43.5 cm x depth 20.5 cm



1 x

modelling liquid

10 ml

1 x



visio.link

10 ml

1 x



Disposable trays

1 x 12



Mixing pad

2 x



MKZ primer

5 ml

1 x



MKZ EM activator

4 ml

1 x



K primer

4 ml

1 x



Spatula

1 x



Assortment contains all available shades of the following components:

- crea.lign opaque
- crea.lign paste
 - dentine · Transpa opal
 - incisal · GUM
- crea.lign gel
 - incisal · Transpa clear
 - dentine · Modifier
 - GUM Opaque Dentin
 - High Translucent
- crea.lign Stain

➔ see page 16/17

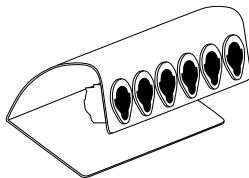
Primer and activator

➔ see page 60/61

crea.lign syringe holder

stainless steel

2 x



Disposable brush

20 x



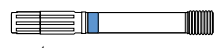
Brush holder

1 x



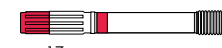
crea.lign paste incisal, 3 g

4 x




crea.lign paste dentine, 3 g

17 x



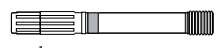
Rotary piston

27 x



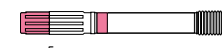
crea.lign paste Transpa opal, 3 g

1 x



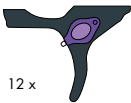
crea.lign paste GUM, 3 g

5 x



Single-hand grip crea.lign gel with UV LED

12 x



Pin cover

2 x 10



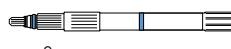
Application cannula

2 x 10



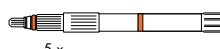
crea.lign gel incisal, 5 g

9 x



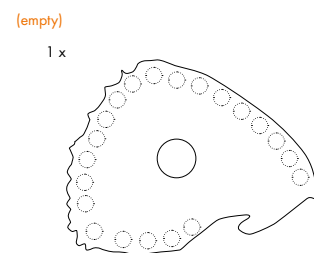
crea.lign Opaque Dentin, 5 g

5 x



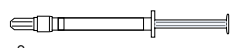
crea.lign shade guide dentine shade (empty)

1 x



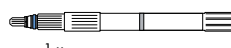
crea.lign Stain, 1,4 g

2 x



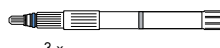
crea.lign gel Transpa clear, 5 g

1 x



crea.lign High Translucent, 5 g

3 x



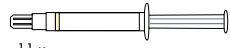
crea.lign gel Modifier, 5 g

5 x



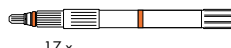
crea.lign opaque, 4 g

11 x



crea.lign gel dentine, 5 g

17 x



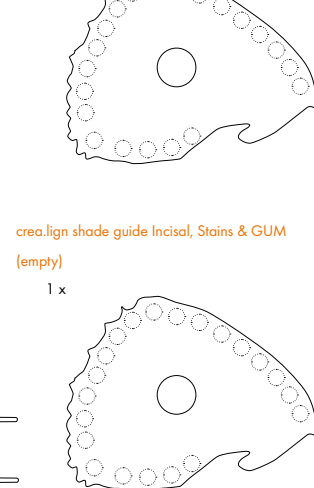
crea.lign gel GUM, 5 g

4 x



crea.lign shade guide Incisal, Stains & GUM (empty)


1 x



visio.lign information folder

with various printed materials, such as crea.lign freestyle manual and table display with illustrated layering instructions.

1 x



crea.lign Composite shaper kit

1 x angle chisel

1 x taper point

1 x flat chisel

1 x cup chisel

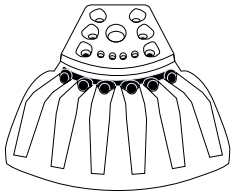
1 x cup round

Images not to scale. Subject to corrections and changes.

REF CLIGNSET12

crea.lign Assortment with syringe holder

crea.lign syringe holder
plastic



1 x

Single-hand grip crea.lign gel
with UV LED



12 x

Pin cover
2 x 10




Application cannula
2 x 10




crea.lign Stain, 1,4 g

2 x



crea.lign gel, 5 g

12 x



crea.lign stains and gel
shades of your choice
➔ see page 16/17

modelling liquid, 10 ml

1 x

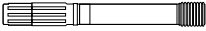


REF CLPNSET9

crea.lign paste starter kit, 9 pastes can be selected

crea.lign paste, 3 g

9 x



Rotary piston

9 x



crea.lign Composite shaper kit

1 x angle chisel

1 x laper point

1 x flat chisel

1 x cup chisel

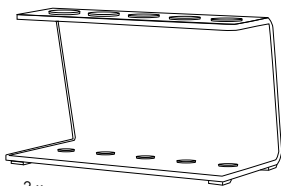
1 x cup round

crea.lign paste
shades of your choice
➔ see page 17

REF CLPNSET10

crea.lign paste starter kit, 10 x crea.lign paste

syringe holder for crea.lign paste



2 x

crea.lign paste dentine, 3 g

- 1 x A2
- 1 x A3
- 1 x A3,5
- 1 x B3
- 1 x C3
- 1 x D3

crea.lign paste Enamel, 3 g

- 1 x E1
- 1 x E2
- 1 x E3

crea.lign paste Transpa opal,, 3 g

- 1 x T1

Mixing pad

1 x



Rotary piston

10 x




REF CLPNSETFK

crea.lign paste complete kit

crea.lign paste dentine, 3 g

 17 x

Rotary piston

 27 x


visio.link
 10 ml

 1 x

crea.lign paste shades of your choice
 → see page 17


crea.lign paste GUM, 3 g


 5 x


modelling liquid
 10 ml

 1 x


crea.lign paste incisal, 3 g

 4 x




crea.lign opaque, 4 g

 10 x



crea.lign surface cleaner
 125 ml

 1 x

crea.lign paste Transpa opal,, 3 g

 1 x

crea.lign opaque Z,
 zirconium liner 4 g

 1 x

crea.lign Composite shaper kit

1 x angle chisel

 1 x taper point

 1 x flat chisel


1 x cup chisel

 1 x cup round


crea.lign freestyle intro Kit

REF CLFKSETA20

REF CLFKSETA30


REF CLFKSETA35

A2
 oder
 A3
 oder
 A3,5

1 x crea.lign gel dentine, 5 g


1 x crea.lign paste dentine, 3 g


1 x crea.lign gel incisal, 5 g


1 x crea.lign opaque, 4 g


crea.lign gel and crea.lign opaque the set supplied corresponds to the assortment shade selected, A3 or A3.5)

REF CLIGNSETG

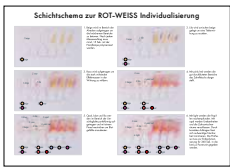
Red-white aesthetics set

visio.lign folding box



1 x

Layering instructions



1 x

Unique brush no. 4



1 x

modelling liquid
10 ml



1 x

visio.link
10 ml



1 x

Demo prosthesis



2 x

Pin cover

1 x 10



Application cannula

1 x 10



Mixing pad



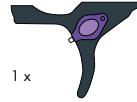
1 x

Rotary piston



5 x

Single-hand grip crea.lign gel
with UV LED



1 x


crea.lign gel incisal, 5 g



1 x I1 opal

1 x I2 blue

crea.lign gel Transpa clear, 5 g



1 x T1 transpa clear


crea.lign gel Modifier, 5 g



1 x M1 beige

1 x M4 purple

crea.lign gel GUM, 5 g




1 x G1 light

1 x G2 pink

1 x G3 pink

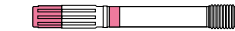
1 x G4 red

crea.lign Opaquer, 4 g



1 x GUM

crea.lign paste GUM, 3 g



5 x

1 x bright

1 x PL light

1 x PO opaque

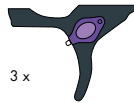
1 x orange

1 x brown

REF CLIGNSETN

crea.lign Start set N


Single-hand grip crea.lign gel
with UV LED



3 x

crea.lign gel, 5 g

10 x



crea.lign gel
shades of your choice
→ see page 16/17


REF CLIGNSET3A

crea.lign test set colours A2, A3, A3,5


Application cannula

1 x 10 

crea.lign paste dentine, 3 g

 1 x A2
1 x A3
1 x A3,5


Rotary piston


3 x






Pin cover

1 x 10 


crea.lign gel Enamel and Incisal,, 5 g

 1 x E2
1 x E3
1 x I1 opal
1 x I2 blue


crea.lign Composite shaper kit

 1 x angle chisel
 1 x cup chisel
 1 x taper point
 1 x cup round
 1 x flat chisel

modelling liquid
10 ml

1 x 


crea.lign gel dentine, 5 g

 1 x A2
1 x A3
1 x A3,5

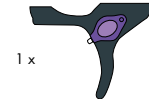
visio.link

10 ml
1 x 

crea.lign gel Transpa clear, 5 g

 1 x T1

Single-hand grip crea.lign gel
with UV LED

1 x 


crea.lign gel GUM, 5 g

 1 x G1 light
1 x G2 pink
1 x G3 pink
1 x G4 red

Unique brush no. 4

1 x 


Mixing pad

1 x 

MKZ primer
5 ml

1 x 

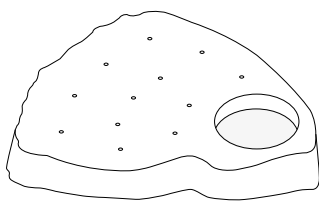
crea.lign opaque, 4 g

 1 x A2
1 x A3
1 x A3,5

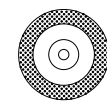
REF VLTOOLKIT

visio.lign tool kit finishing set for composite veneers

Holder for rotating tools and
Abraso-Star gloss jar (glass jar is not filled!)

1 x 

diamond disc
on both sides mounted,
flexible, Ø 19 x 0.23 mm

1 x 

Ceragum medium lens
Ø 22 x 4 mm

12 x 

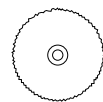
Abraso-Fix round brush
extra fine, yellow
Ø 22 mm

8 x 


Hexagonal brush
goat-hair white
Ø 13 mm

15 x 

Cotton buff
Ø 22 mm

15 x 


tungsten carbide burs
Ø 4.0 mm – garnet

1 x 

tungsten carbide burs
Ø 2.3 mm – pear

1 x 

crea.lign
surface cleaner
125 ml

1 x 


Glass jar
unfilled for Abraso-Star glass

1 x 


tungsten carbide burs
Ø 4.0 mm – garnet

1 x 


tungsten carbide burs
Ø 2.3 mm – conical, round

1 x 

Quick-Mandrell,
Gr. 2

1 x 

Abraso-Star glass
high lustre polishing
50 ml

2 x 

Acrypol
polishing paste for veneering materials
170 g

1 x 

3

visio.paint

colour natural beauty



WITH THE VISIO.LIGN COLOR
COMPOSITE PAINTS THE
CHROMA OF A VENEER CAN
BE OPTIMALLY ADAPTED WHILE
REACHING PARTICULAR COLOR
EFFECTS. WITH THE VISIO.LIGN
SHIELD GLOSSY GLAZING
AN OPTIMAL SURFACE GLOSS
AND PROTECTION CAN BE
OBTAINED.

STAINS
GLOSSY GLAZING

visio.lign | color



2,6 ml

REF
VLCOL

visio.lign color

visio.lign color are light-curing composite paints that can be used to effortlessly achieve colour effects on the surface of a veneer. The visio.lign color colours Body A-D can be used to optimally adjust a veneer's chroma. Furthermore, there is a wide range of visio.lign color paints available for efficient surface characterisation.

visio.lign | shield

REF
VLSHIELDLV



LV - Low Viscosity (liquid) 5 ml

REF
VLSHIELDHV



HV - High Viscosity (viscous) 5 ml

visio.lign shield

The new visio.lign shield gloss varnish for composite, PMMA and BioHPP allows you to create optimal surface gloss and protection. A surface finished with visio.lign shield gloss

varnish acts as an abrasion-resistant protective shield that won't discolour. Available in two viscosity variants - liquid LV and viscous HV.



visio.lign color Set

visio.lign | sets

REF VLCOLSET visio.lign color Set

aluminium case,
width 34 cm x height 25 cm x depth 4 cm



1 x

visio.lign shield LV
5 ml

1 x



visio.lign shield HV
5 ml

1 x



crea.lign
surface cleaner
30 ml

1 x

visio.lign color
2,6 ml

je 1 x



Mixing pad

1 x



The assortment is composed of the following visio.lign colors:

- Body A
- Body B
- Body C
- Body D
- Grey-Blue
- Blue
- Yellow
- Brown
- Olive
- White
- Orange
- Black
- Rose
- Creme

Disposable brush

10 x



Brush holder

1 x



REF VLCOLSKIT visio.lign color Starter Kit

aluminium case,
width 34 cm x height 25 cm x depth 4 cm



1 x

visio.lign shield LV
5 ml

1 x



visio.lign shield HV
5 ml

1 x



crea.lign
surface cleaner
30 ml

1 x



visio.lign color
2,6 ml

je 1 x



Mixing pad

1 x



The assortment is composed of the following visio.lign colors:

- Body A
- Body B
- Grey-Blue
- Olive
- Orange
- Creme


Disposable brush

10 x



Brush holder

1 x



4



novo.lign
veneer natural beauty

NOVO.LIGN VENEERS
IMPRESS WITH THEIR UNIQUE
PROPERTIES. WITH THE PRIMERS
& BONDERS OF THE GROUP,
THEY CAN BE ATTACHED TO
ANY FRAMEWORK MATERIAL
AND SUPPLEMENTED WITH
CREA.LIGN. BECAUSE THEY
HAVE THE SAME SHADES
AND SHAPES, THEY CAN BE
SEAMLESSLY COMBINED WITH
NEO.LIGN DENTURE TEETH.

VENEERS

novo.lign | Veneers

FEATURES



The novo.lign veneers consist of high impact polymer composite filled with microceramic, and can be used for the permanent veneering of metal, ceramic and polymer frameworks. They are moulded from real rows of teeth and, therefore, give a perfect natural look. The morphological layer structure also ensures the veneer has a natural depth. Thanks to its exceptional mechanical properties,

such as its high flexural strength (140 MPa) and low modulus of elasticity (approx. 3,000 MPa) the physiological veneers have a shock-absorbing effect and are therefore, perfect for implant prosthetics. The homogeneous and sealed surface ensures long-term colour stability and plaque resistance. Because they have the same shades and shapes, they can be seamlessly combined with neo.lign denture teeth.

novo.lign veneers are available in anterior and posterior shapes.

Posterior shapes allow implementation of any occlusion concept through the multifunctional chewing surface design of G, W and L shapes



- The "extra" wide W designs are more suited to veneering bulky crowns and bridge frameworks than the "slimline" G designs...
- ...the L designs with "lingualised occlusal design" for manufacturing implant-supported full dentures.

All novo.lign anterior and posterior denture teeth are available in all classic A-D shades and BL3 bleached shade.

novo.lign

novo.lign | Coding

All tooth cards/slides for the novo.lign veneers are printed with silver lettering.

novo.lign A



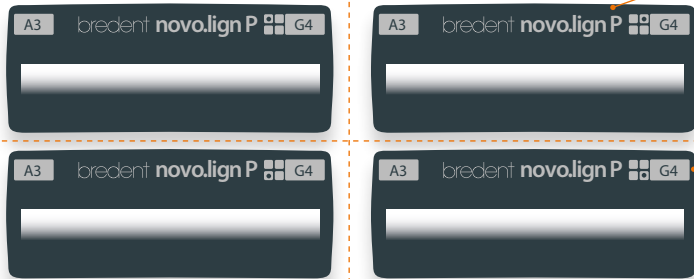
A stands for anterior, which includes all anterior tooth designs for both the upper and lower jaws.

Tooth mould, e.g. **D49**

Tooth shade, e.g. **A3**

novo.lign P

G designs

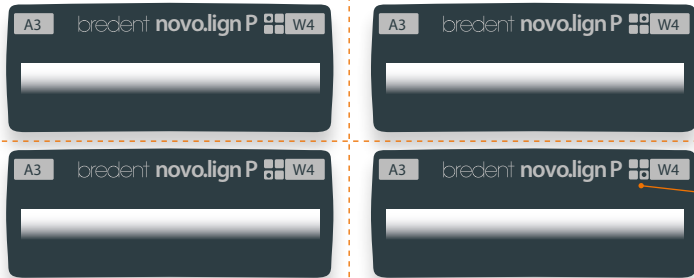


P stands for posterior, which includes all posterior tooth designs for both upper and lower jaws.

For novo.lign P variants of veneers, a distinction is made between **G, W and L designs**.

G, W and L designs are available in several sizes. Each size is assigned a numeric code. The size increases with the numeric value. The G designs of the veneers are available in sizes 3 and 4; the W designs in sizes 3, 4 and 5; the L designs in sizes 2 and 3.


W designs



➔ For sizing charts see page 37

G and W designs are grouped into quadrants, i.e. on a single tooth card/slide, for example, the lower jaw premolars and molars of the 3rd quadrant are all one design and size, e.g. **W4**.

L designs



On the tooth cards/slides for G, W and L designs, all four quadrants are shown in the form of four small boxes.

The corresponding quadrant is marked with a dot.

The L designs for the novo.lign P veneers are available in two sizes, **L2** and **L3**. A tooth card/slide is fitted with either 6 upper jaw (16, 15, 14, 24, 25, 26) or 6 lower jaw posterior teeth (46, 45, 44, 34, 35, 36)

novo.lign | Colours and forms

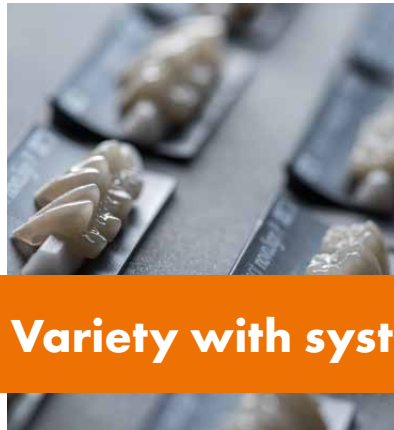
novo.lign A

Anterior / front teeth



Buccal wall thickness
1.0 mm

- 12 upper moulds
- 3 lower moulds



Variety with system

novo.lign P

Posterior teeth

G designs



Buccal wall thickness
1.2 mm

- Multi-functional occlusal surface design for all occlusion concepts

Available in sizes



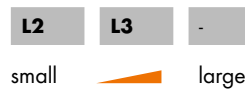
L designs



Buccal wall thickness
1.0 mm

- Lingualised occlusal design for full dentures

Available in sizes



W designs



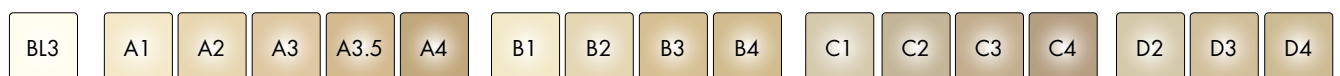
Buccal wall thickness
0.8 mm

- Multi-functional occlusal design for all occlusion concepts
- Extra-wide tooth design, particularly recommended for veneering crowns and bridges

Available in sizes



All novo.lign A and novo.lign P shapes are available in the following colours:



novo.lign | Range of designs

Upper anterior



C43

REF VOC43 ___ S



H46

REF VOH46 ___ S



A44

REF VOA44 ___ S



S46

REF VOS46 ___ S



F44

REF VOF44 ___ S



I47

REF VOI47 ___ S



I45

REF VOI45 ___ S



D48

REF VOD48 ___ S

Lower anterior



T35

REF VUT35 ___ S



D38

REF VUD38 ___ S

The colour completes the REF:



B L 3



A 1 0



A 2 0



A 3 0



A 3 5



A 4 0



B 1 0



B 2 0



M48

REF VOM48 ___ S



D49

REF VOD49 ___ S



B51

REF VOB51 ___ S



K53

REF VOK43 ___ S



D41

REF VUD41 ___ S

Upper/lower posterior



L2

REF VOWL2 ___



L2

REF VUWL2 ___



L3

REF VOWL3 ___



L3

REF VUWL3 ___

➔ For more posterior designs see page 38 and 39



B30



B40



C10



C20



C30



C40



D20



D30



D40

novo.lign | Range of designs

Upper/lower posterior



W3

REF VO1W3 _ _ _



W3

REF VO2W3 _ _ _



W4

REF VO1W4 _ _ _



W3

REF VU4W3 _ _ _



W3

REF VU3W3 _ _ _



W4

REF VU4W4 _ _ _



G3

REF VO1G3 _ _ _



G3

REF VO2G3 _ _ _



G4

REF VO1G4 _ _ _



G3

REF VU4G3 _ _ _



G3

REF VU3G3 _ _ _



G4

REF VU4G4 _ _ _

The colour completes the REF:



B L 3



A 1 0



A 2 0



A 3 0



A 3 5



A 4 0



B 1 0



B 2 0



W4

REF VO2W4 _ _ _



W5

REF VO1W5 _ _ _



W5

REF VO2W5 _ _ _



W4

REF VU3W4 _ _ _



W5

REF VU4W5 _ _ _



W5

REF VU3W5 _ _ _



G4

REF VO2G4 _ _ _



G4

REF VU3G4 _ _ _

→ For more posterior designs see page 39



B30



B40



C10



C20



C30



C40



D20



D30



D40

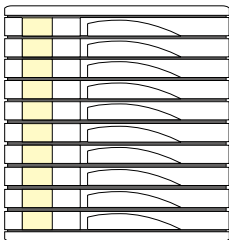
Images not to scale. Subject to corrections and changes.



novo.lign | sets

REF VLIGNSET2 visio.lign veneering system novo.lign A + P starter kit 2

visio.lign tooth cabinet / box



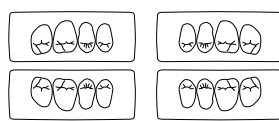
1 x

novo.lign A veneers - Anterior teeth



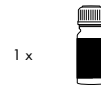
10 tooth cards/slides

novo.lign P veneers - Posterior teeth



8 tooth cards/slides

visio.link, 10 ml



1 x

Mixing cannula combo.lign, size 2



1 x 10

combo.lign luting composite, 8 g



1 x

Assortment in one shade of your choice

➔ Classic A to D shades and BL3 bleached shade

visio.lign tooth cabinet

Free selection of the color design

➔ see page 82

novo.lign A and P tooth cards/slides

Choice of anterior and posterior veneer designs

➔ see page 38 to 41

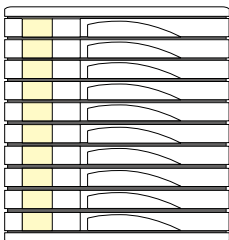
novo.lign P tooth cards/slides

Choice of posterior veneer designs

➔ For sizing charts see page 37

REF VLIGNSET3 visio.lign veneering system starter kit 3

visio.lign tooth cabinet / box



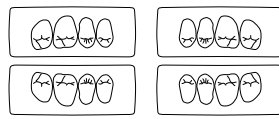
1 x

novo.lign A veneers - Anterior teeth



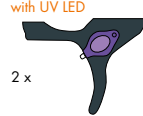
13 tooth cards/slides

novo.lign P veneers - Posterior teeth



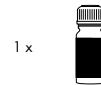
8 tooth cards/slides

Single-hand grip crea.lign gel with UV LED




2 x

visio.link, 10 ml



1 x

crea.lign opaque, 4 g



1 x

Pin cover



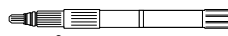
1 x 10

Application cannula



1 x 10

crea.lign gel, 5 g



2 x

Mixing cannula combo.lign, size 2



1 x 10

combo.lign luting composite, 8 g



1 x

Assortment in one shade of your choice

➔ Classic A to D shades and BL3 bleached shade

visio.lign tooth cabinet

Free selection of the color design

➔ see page 82

novo.lign A und P tooth cards/slides

Choice of anterior and posterior veneer designs

➔ see page 38 to 41

novo.lign P tooth cards/slides

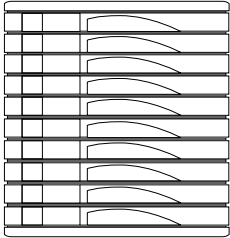
Choice of posterior veneer designs

➔ For sizing charts see page 37

REF VLIGNSET4

visio.lign Starterkit 4

visio.lign tooth cabinet / box



1 x

novo.lign A veneers - Anterior teeth



26 tooth cards/slides

novo.lign P veneers - Posterior teeth



24 tooth cards/slides

Single-hand grip crea.lign gel with UV LED



3 x

visio.link, 10 ml



1 x

Assortment in two shades of your choice

→ Classic A to D shades and BL3 bleached shade

visio.lign tooth cabinet

Free selection of the color design

→ see page 83

novo.lign A and P tooth cards/slides

Choice of anterior and posterior veneer designs

→ see page 38 bis 41

novo.lign P tooth cards/slides

Choice of posterior veneer designs


→ For sizing charts see page 37

crea.lign incisal gel and

choice of dentine shades

→ see page 16

crea.lign opaque, 4 g



2 x

Pin cover



1 x 10

Application cannula



1 x 10

crea.lign gel, 5 g



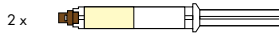
10 x

Mixing cannula combo.lign, size 2




1 x 10

combo.lign luting composite, 8 g



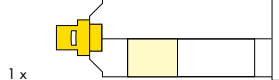
2 x

Mixing cannula green, size 4



1 x 12

visio.sil silicone for matrices, 50 ml



1 x

MKZ primer, 5 ml



1 x

modelling liquid, 10 ml



1 x

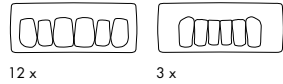
REF VLIGNPRVN Living mould chart **novo.lign** - novo.lign A and novo.lign P

visio.lign folding box



1 x

novo.lign A veneers - Anterior teeth

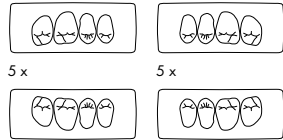


12 x

3 x

= 15 tooth cards/slides:
1 tooth card/slide in each design

novo.lign P veneers - Posterior teeth



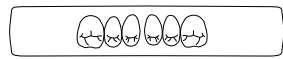
5 x

5 x

5 x

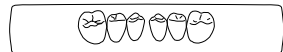
5 x

= 20 tooth cards/slides:
each G and W design in sizes:
G3, G4 and W3, W4, W5.



2 x

= 4 tooth cards/slides:
each 1 x L design



2 x


in sizes:
L2 and L3

Assortment in one shade of your choice

➔ Classic A to D shades and
BL3 bleached shade

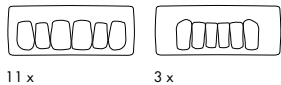
REF VLIGNPRVN **novo.lign** shape kit - reduced quantity of shapes

visio.lign folding box



1 x

novo.lign A veneers - Anterior teeth

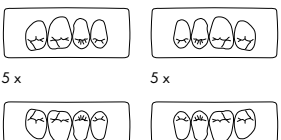


11 x

3 x

= 14 tooth cards/slides:
1 tooth card/slide in each design
(Upper jaw design K53 is not included)

novo.lign P veneers - Posterior teeth



5 x

5 x

5 x

5 x

= 20 tooth cards/slides:
G and W design
in sizes:
G3 and G4,
W3, W4 and W5.

Assortment in one shade of your choice

➔ Classic A to D shades and
BL3 bleached shade

5



neo.lign

choose natural beauty

THE NEO.LIGN FULL TEETH **FULL TEETH**
ARE IDENTICAL IN COLOUR,
SHAPE AND MATERIAL TO
THE NOVO.LIGN VENEERS.
THIS MAKES THEM IDEALLY
SUITED FOR AESTHETICALLY
UNIFORM COMBINATION
TECHNOLOGY. NEO.LIGN'S
LINGUALISED CHEWING
SURFACE DESIGN IS OPTIMAL
FOR TOTALPROTHETICS.
THE HIGH MECHANICAL
STRENGTH OF THE
NEO.LIGN TEETH MAKES
THEM PARTICULARLY SUITABLE
FOR IMPLANT-SUPPORTED
DENTURES.

neo.lign | Teeth



Natural mamelon structure with 4 chromatic layers. Additionally incorporated Transpa layer creates a "pearl effect" and a natural effect of depth.



Specially incorporated grooves reproduce the natural surface structure.



Optimised functional guide surfaces: The upper and lower jaw teeth interlock in a true-to-life manner.

Optimum curvature of the tooth. This supports the lip and produces a natural, youthful appearance.

The neo.lign full teeth consist of 5 thin layers of high-impact PMMA composite (polymethyl methacrylate) and 4 chromatic layers. They are suitable for the fabrication of full prosthetic restorations and for the combination technique. Due to their high mechanical strength, neo.lign teeth are perfectly suited for implant-supported dentures. Just like the novo.lign veneers, the neo.lign full teeth are based on natural teeth. This results in a particularly natural appearance. The morphological layer structure provides an additional and natural effect of depth.

The neo.lign full teeth feature the same shade, design and material as the novo.lign veneers. The layer structure of neo.lign and novo.lign is also perfectly coordinated. As a result, neo.lign and novo.lign can be combined without any problems.

A homogeneous and dense surface of the neo.lign full teeth ensures permanent shade stability and plaque resistance.

neo.lign full teeth are available as anterior and posterior teeth.

The posterior teeth enable the implementation of any occlusion concept thanks to the special occlusal designs of the neo.lign G and L designs.



- With the L designs, the visio.lign system offers a lingualised occlusal surface design especially for the fabrication of full prosthetic restorations.
- With the neo.lign G designs, a multifunctional occlusal surface design is available. Due to its slender shape, the G design is particularly suited for cases with limited space.

All neo.lign anterior and posterior designs are available in the classic A-D shades and in a bleach shade BL3.

4 CHROMATIC LAYERS

neo.lign

neo.lign | Coding

All tooth cards/slides for the neo.lign teeth are printed with **gold lettering**.

neo.lign A



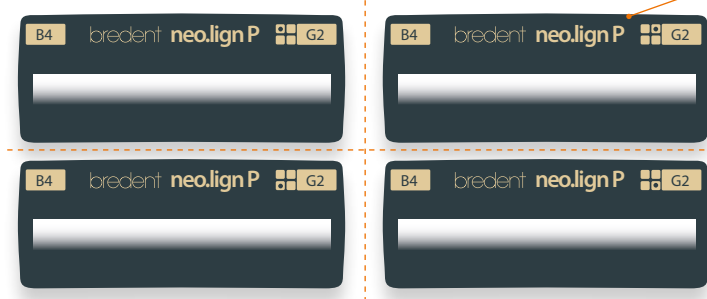
A stands for anterior, which includes all anterior tooth designs for both the upper and lower jaws.

Tooth mould, e.g. **D48**

Tooth shade, e.g. **B4**

neo.lign P

G designs



P stands for posterior, which includes all posterior tooth designs for both the upper and lower jaws.


For neo.lign P variants of posterior teeth, a distinction is made between **G and L designs**.

Both the G and L designs are available in **several sizes**. Each size is assigned a numeric code. The size increases with numeric value. G and L designs of full teeth are available in sizes 2, 3 and 4.

→ For sizing charts see page 51

The G shapes are grouped by quadrant, i.e. premolars and molars, e.g. of the lower jaw of the 4th quadrants of a shape and size, e.g. **G2**. On the toothed strips of the G and L shapes, all four quadrants are shown in the form of four small boxes. The corresponding quadrant is marked with a dot.

L designs



With the L-shapes, the toothed strips are equipped with either all upper jaw (16, 15, 14, 24, 25, 26) or all lower jaw teeth (46, 45, 44, 34, 35, 36).

neo.lign | Colours and forms

neo.lign A

Anterior teeth



- 13 upper moulds
- 4 lower moulds

Variety with system



neo.lign P

Posterior teeth

G designs



- Multi-functional occlusal design for all occlusion concepts

L designs



- lingualised occlusal design for full dentures



Available in sizes



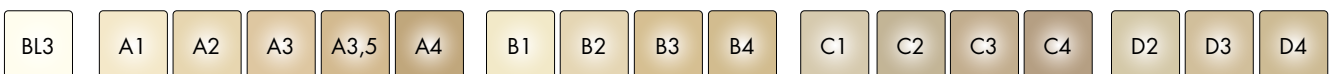
small  large

Available in sizes



small  large

All neo.lign A and neo.lign P shapes are available in the following colours:



neo.lign | Variety of shapes

Upper anterior



F41

REF TOF41 ___ S



F44

REF TOF44 ___ S



B43

REF TOB43 ___ S



I45

REF TOI45 ___ S



C43

REF TOC43 ___ S



H46

REF TOH46 ___ S



A44

REF TOA44 ___ S



S46

REF TOS46 ___ S

Lower anterior



T33

REF TUT33 ___ S



T35

REF TUT35 ___ S

The colour completes the REF:



B 1 3



A 1 0



A 2 0



A 3 0



A 3 5



A 4 0



B 1 0



B 2 0



I47

REF TOI47 ___ S



B51

REF TOB51 ___ S



D48

REF TOD48 ___ S



M48

REF TOM48 ___ S



D49

REF TOD49 ___ S



D38

REF TUD38 ___ S



D41

REF TUD41 ___ S



B 3 0



B 4 0



C 1 0



C 2 0



C 3 0



C 4 0



D 2 0



D 3 0



D 4 0

neo.lign | Variety of shapes

Upper/lower posterior



G2

REF TO1G2 _ _ _



G2

REF TO2G2 _ _ _



G3

REF TO1G3 _ _ _



G2

REF TU4G2 _ _ _



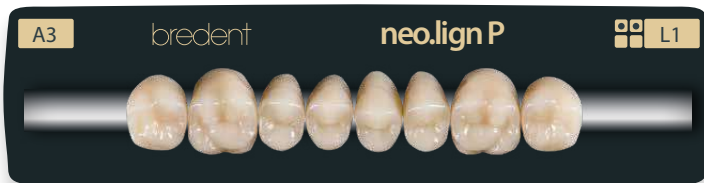
G2

REF TU3G2 _ _ _



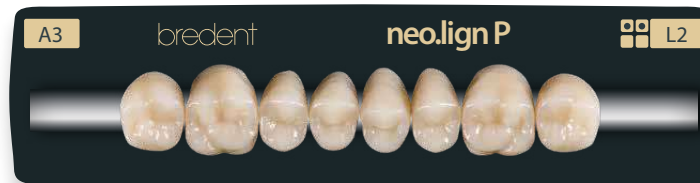
G3

REF TU4G3 _ _ _



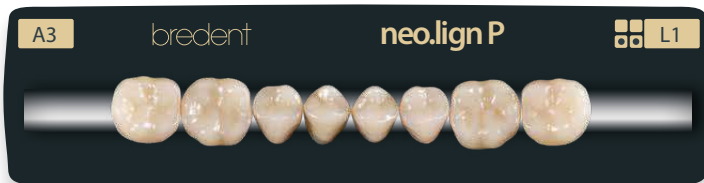
L1

REF TOWL1 _ _ _



L2

REF TOWL2 _ _ _



L1

REF TUWL1 _ _ _



L2

REF TUWL2 _ _ _

The colour completes the REF:



B 1 3



A 1 0



A 2 0



A 3 0



A 3 5



A 4 0



B 1 0



B 2 0



G3

REF TO2G3 _ _ _



G4

REF TO1G4 _ _ _



G4

REF TO2G4 _ _ _



G3

REF TU3G3 _ _ _



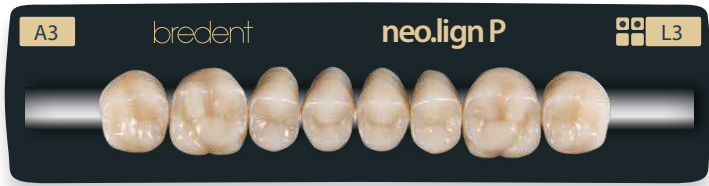
G4

REF TU4G4 _ _ _



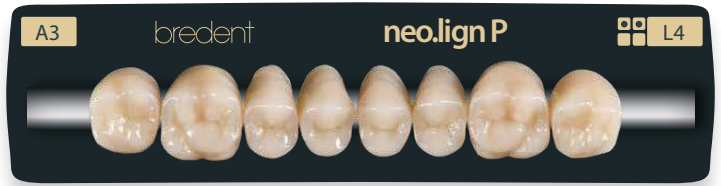
G4

REF TU3G4 _ _ _



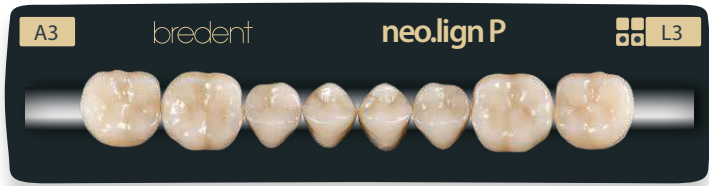
L3

REF TOWL3 _ _ _



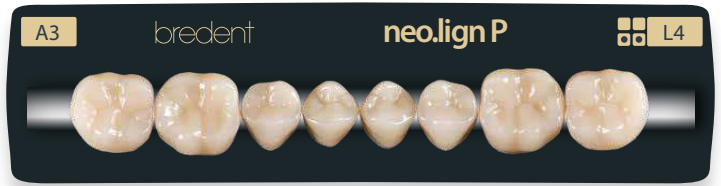
L4

REF TOWL4 _ _ _



L3

REF TUWL3 _ _ _



L4

REF TUWL4 _ _ _



B30



B40



C10



C20



C30



C40



D20



D30




D40



neo.lign | sets

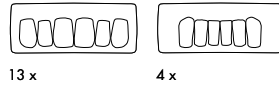
REF V LIGNPRVT Living mould chart **neo.lign** - neo.lign A and neo.lign P

visio.lign folding box



1 x

neo.lign A full teeth - Anterior teeth

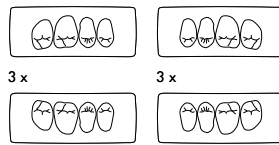


13 x

4 x

= 17 tooth cards/slides:
1 tooth card/slide in each design

neo.lign P full teeth - Posterior teeth G designs



3 x

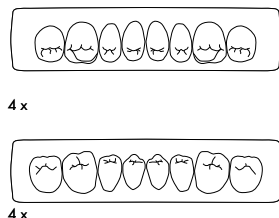
3 x

3 x

3 x

= 12 tooth cards/slides:
each 1 x G design in sizes:
G2, G3 and G4

neo.lign P full teeth - Posterior teeth L designs



4 x

4 x

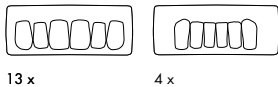
= 8 tooth cards/slides:
each 1 x L design in sizes:
L2, L3 and L4

Range of all tooth shapes in a colour of your choice

➔ Classic A to D shades and BL3 bleached shade

REF V LIGNPRVT **neo.lign** shape kit - reduced quantity of shapes

neo.lign A full teeth - Anterior teeth

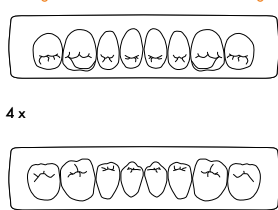


13 x

4 x

= 17 tooth cards/slides:
1 tooth card/slide in each design

neo.lign P full teeth - Posterior teeth L designs



4 x

4 x

= 8 tooth cards/slides:
each 1 x L design in sizes:
L2, L3 and L4


Assortment in one shade of your choice

➔ Classic A to D shades and BL3 bleached shade

6

bond.lign

secure natural beauty



BOND.LIGN IS A UNIQUE COMPOSITE SYSTEM FOR PERMANENTLY SECURING THE ADHESION OF ALL VISIO.LIGN SYSTEM COMPONENTS AND COMPOSITES TO ALL COMMON FRAMEWORK MATERIALS SUCH AS NEM, EM, TITANIUM, HIPC (POLYMERS/ COMPOSITES), PEEK (E.G. BIOHPP) AND ZIRCONIUM OXIDE.

PRIMER AND BONDER
OPAQUE
LUTING COMPOSITE

Primer and bonder



REF **MKZ02004**

5 ml

MKZ primer

Adhesive bond of composite to metal frameworks

- Titanium
- Zirconium oxide
- Non-precious metal alloys
- Oxide ceramics

The MKZ primer is used to condition all metallic NEM alloys, titanium, zirconium oxide and oxide ceramics in order to create a chemical bond to composites such as crea.lign or novo.lign as well as to all other plastics (e.g. top.lign, PMMA, etc.). The MKZ primer can be used intraorally and is ideally suited for bonding of individual abutments.



REF **MKZEM004**

4 ml

MKZ EM activator

Adhesive bond of composite to precious metal frameworks

- Precious metal alloys (Au, Ag, Pt, Pd)
- eco-alloys
(low precious metal alloys)

The MKZ EM activator in combination with the MKZ primer is used to condition precious metal frameworks (Au, Ag, Pt, Pd), in order to create a chemical bond to composites such as crea.lign or novo.lign. Like the MKZ primer, the MKZ EM activator can be used intraorally.

⚠ Only use in combination with MKZ primer!



Application MKZ EM activator

1:1 mix with MKZ primer.

REF **APK25003**

4 ml

K primer

Adhesive bonding of composite to oxide ceramic frameworks

- Lithium (di)silicate
- Veneering and press ceramics

The K primer produces the adhesive bond between lithium (-di) silicate, veneering ceramics and press ceramics to composites such as crea.lign or novo.lign. Ideal when repairing ceramic veneers, as the K primer may be used intraorally.



silanisation

K primer is also suitable for silanisation of surfaces.

REF **VLPMA10**

10 ml

visio.link

Adhesive bonding of composite to plastics

- PMMA denture resins
- Composite
(veneer composites/composite teeth)
- High-performance polymers BioHPP
- PEEK/PEKK/PAEK

The light-curing visio.link is used to create the bond between PMMA prosthesis plastics, high-impact PMMA composite materials, high-performance polymers such as BioHPP and materials such as PEEK/PEKK/PAEK to other composites such as crea.lign or novo.lign. visio.link can also be used intraorally.

bond.lign

Opaquer combo.lign

light



OPL

A1-A3

B1-B2

C1-C2

medium



OPM

A3.5

B3-B4

D2-D3

intensive



OPI

A4

C3-C4

D4

GUM



OPG

Gingiva



REF CO1X4

4 g

Opaque combo.lign

is a light-curing and self-curing opaque that guarantees safe curing. It is colour-coordinated with the use of combo.lign luting composite and novo.lign veneers. The university-tested composite system is compatible with all metal primers and silanisation processes and is ideal when using mechanical retentions. The combo.lign opaque is available in one gingival and three tooth colours. In combination with combo.lign luting composite, this guarantees colour stability in all A-D colours.



combo.lign opaque catalyst

Light polymerisation is necessary to achieve an optimal bond!

For self-hardening, use a 1:1 mix of combo.lign opaque catalyst and combo.lign opaque mass, in four different shades.



REF CO1X4KAT

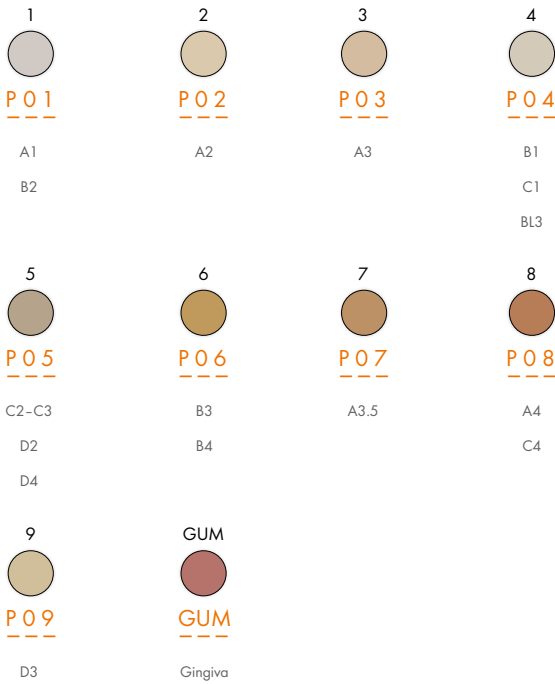
4 g

Opaquer combo.lign Catalyst

Shade combination table combo.lign opaque

combo.lign opaque				
system shades	light	medium	intensive	GUM
shades	A1 - A3 / B1 - B2 / C1 - C2	A3.5 / B3 - B4 / D2 - D3	A4 / C3 - C4 / D4	Gingiva shades

crea.lign opaque



⚠ With pre-coloured zirconium frameworks, the colour shines through, which means that conventional opaque does not have to be applied - provided the colour of the framework corresponds to the desired (A-D) colour.



REF CLFHO 4 g

crea.lign opaque

The light-curing crea.lign opaque provides shade reliability in the freestyling layer and when using novo.lign veneers. Together with the MKZ primer, it forms the basis for optimum bonding with metallic and ceramic framework materials and therefore for long-lasting prosthetic restorations without marginal gaps. All shades of the classic A-D system are covered by just nine opaques. The special GUM opaque is suitable for all GUM shades.



transparent

REF CLFHOPZ 4 g

crea.lign opaque Z, zirconium liner

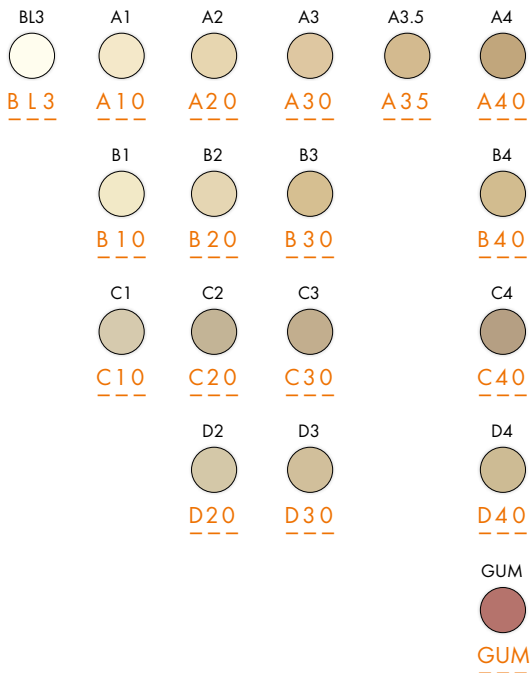
The light-curing zirconium liner is a transparent opaque. When using zirconium it is essential to apply zirconium liner after applying the appropriate primer (MKZ primer) to achieve reliable bonding of zirconium oxide and composite.

Shade combination table crea.lign opaque

crea.lign opaque system shades	1	2	3	4	5	6	7	8	9	GUM
shades	A1 / B2	A2	A3	B1 / C1 / BL3	C2 / C3 / D2 / D4	B3 / B4	A3.5	A4 / C4	D3	Gingiva shades

The transparent crea.lign® opaque is suitable for pre-coloured frameworks, e.g. zirconium.

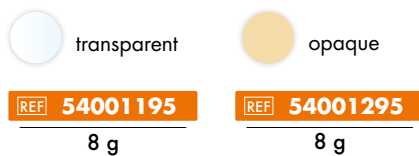
combo.lign luting composite



REF **CO2X4** _ _ _
8 g

combo.lign is a light-curing and dual-cure luting composite for reliable colour reproduction and optimal bonding between novo.lign veneer and all framework materials.

DTK adhesive



The DTK dual-cure adhesive enables a durable and secure bond between all prosthetic materials. Ideal for bonded, individual abutments.

Thanks to its sterilisability, contamination is avoided and maximum hygiene is possible. The DTK adhesive is suitable for intraoral and extraoral use.



bond.lign
full range bonding kit




bond.lign
chipping repair kit

bond.lign | Sets

REF CLFHOPSET

crea.lign Opaquer set

crea.lign opaque, 4 g



- | | |
|-------------|-------------|
| 1 x shade 1 | 1 x shade 6 |
| 1 x shade 2 | 1 x shade 7 |
| 1 x shade 3 | 1 x shade 8 |
| 1 x shade 4 | 1 x shade 9 |
| 1 x shade 5 | |

crea.lign opaque

→ see page 63

REF COMBOKIT

combo.lign complete kit

combo.lign, 8g



- | | | |
|----------|--------|---------|
| 1 x BL3 | 1 x B1 | 1 x C3 |
| 1 x A1 | 1 x B2 | 1 x C4 |
| 1 x A2 | 1 x B3 | 1 x D2 |
| 1 x A3 | 1 x B4 | 1 x D3 |
| 1 x A3.5 | 1 x C1 | 1 x D4 |
| 1 x A4 | 1 x C2 | 1 x GUM |

→ see page 64


REF 54001285

DTK adhesive opak assortment (5 Parts)

Mixing cannulas



1 x 10

Double-mix cartridge
DTK adhesive opaque, 8 g

1 x

Syringe plunger

1 x

Disposable brush



1 x 10

Brush holder



1 x

DTK adhesive

→ see page 64


REF 54001185

DTK adhesive assortment (5 parts)

Mixing cannulas



1 x 10

Double-mix cartridge
DTK adhesive transparent, 8 g

1 x

Syringe plunger

1 x

Disposable brush



1 x 10

Brush holder



1 x

DTK adhesive

→ see page 64

REF 54001295


refill pack

Double-mix cartridge
DTK adhesive opaque, 8 g

1 x

REF 54001195

refill pack

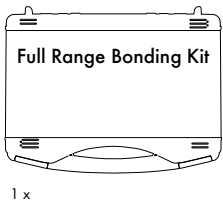
Double-mix cartridge
DTK adhesive transparent, 8 g

1 x

REF 5400bond Full range bonding kit

bredent medical:
REF 5800bond

Plastic case



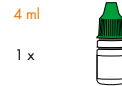
Mixing pad



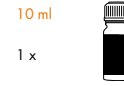
MKZ primer




K primer



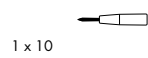
visio.link



Silano-Pen plastic cups



One-time dental brush




Brush holder, black




Intra-oral-tips + Mixing cannulas



DTK adhesive opaque, 8 g



DTK adhesive transparent, 8 g



FGP insulation, 3 ml



Fixation screw M1.4



REF CLIGNSETA Chipping repair kit

Aluminium case



MKZ primer



MKZ EM activator



K primer



crea.lign paste dentine, 3 g



Rotary piston



Silano-Pen plastic cups



Pin cover



Application cannula



crea.lign gel incisal, 5 g



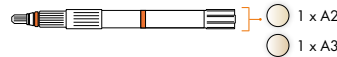
crea.lign opaque, 4 g



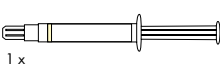
visio.link



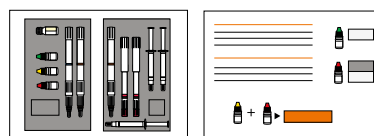
crea.lign gel dentine 5 g



crea.lign opaque Z, zirconium liner 4 g



Processing instructions insert



1 x

Front

Back

dentist

7
















visio.CAM

design natural beauty

THE MATERIAL COMPETENCE
OF THE VISIO.LIGN SYSTEM IS
ALSO AVAILABLE FOR
CAD/CAM PROCESSING.
THE BRECAM.HIPC BLANKS
OF THE VISIO.CAM LINE ARE
COMPATIBLE WITH THE ENTIRE
VISIO.LIGN SYSTEM.

COMPOSITE BLANKS

Composite blanks

breCAM.HIPC	W DCS		ZZ
	Ø 98,5 mm		Ø 95 mm
	16 mm	20 mm	20 mm
 bleach	REF 54003418	REF 54003398	REF 54003438
 A1	REF 54003419	REF 54003399	REF 54003439
 A2	REF 54003420	REF 54003400	REF 54003440
 A3	REF 54003421	REF 54003401	REF 54003441
 A3,5	REF 54003422	REF 54003402	REF 54003442
 A4	REF 54003423	REF 54003403	REF 54003443
 B2	REF 54003424	REF 54003404	REF 54003444
 B3	REF 54003425	REF 54003405	REF 54003445
 C2	REF 54003426	REF 54003406	REF 54003446
 C3	REF 54003427	REF 54003407	REF 54003447
 D2	REF 54003428	REF 54003408	REF 54003448
 D3	REF 54003429	REF 54003409	REF 54003449
 transparent	REF 54003430	REF 54003410	REF 54003450

The advantages of the visio.lign system have also been transferred to digital processing with visio.CAM. HIPC means "high impact polymer composite" and originates from the development of the visio.lign system. Chemically, breCAM.HIPC corresponds to novo.lign veneers, making this material ideal for permanent dentures. The production takes place with pressure and heat, similar to prefabricated teeth made of plastic, at approx. 120 degrees and 250 bar pressure.



The absence of dental glass and light-curing plastic ensures high colour stability and plaque resistance. The breCAM.HIPC composite blanks of the visio.CAM line are optimally matched to the system components of the visio.lign system.

They are also available in 20 mm height for DCS, Wieland and zirconium tooth machines and 16 mm height for DCS and Wieland machines. Available in the most common A-D colours.

visio.CAM

8

Tools



support natural beauty

THE FOLLOWING CHAPTER PRESENTS DEVICES, TOOLS AND ACCESSORIES THAT ARE RECOMMENDED FOR OPTIMAL AND EASY USE OF VISIO.LIGN PRODUCTS.

DEVICES,
TOOLS
AND ACCESSORIES

Tools | bre.Lux

bre.Lux LightPen
Set
Angled hand light
+ Anti-glare shield (orange)
+ Adapter
+ Charging cradle

REF 1400204

1 Set



Technische Daten bre.lux Light Pen

Light source	blue light
Light range	385 - 515 nm
Light intensity	1000 mW / cm ² - 1700 mW / cm ²
Rechargeable lithium batteries	Model ICR 18650
Battery voltage and capacity	3,6 V / 2000 mAh
Adapter input	100 V - 240 V / 50Hz - 60 Hz

The device complies with the EMC* Directive 2014/30/EU.

*Electromagnetic compatibility

bre.Lux Power Unit 2
light tray including 30 sticks

REF 14001002

1 x 30 sticks

bre.Lux Power Unit 2
light tray sticks cylinder

REF 14001003

1 x 30 pieces

bre.Lux Power Unit 2
light tray sticks taper and cone

REF 14001004

1 x 28 pieces

The LED light curing device
bre.Lux Power Unit 2 set

impresses with safety and speed in the polymerisation of objects. The innovative LED technology uses the completely relevant light spectrum of 400 nm and thus achieves a high quality of polymerisation. Different wavelengths reach different depths - this enables consistent and faster curing. Freely programmable for any requirement, including new materials.

Technical data bre.Lux PowerUnit 2

Basic unit

U	100 - 240 VAC
P	130 W
Frq	50/60 Hz
Fuse	T 2.0 A
Light range	370 - 500 nm

Advantages

Reliable polymerisation

- all light waves available
= maximum penetration
= top quality of the result

Unsurpassed polymerisation speed

- 72 lights + full range
+ rotary plate + light tray

Reliability

- Careful and gradual increase of luminous power
- Temperature control 45°-55° C - up to 65° C possible for individually adjustable programmes
- Overheat protection
- Automatic deactivation of the light with acoustic signal at the end of the programme

bre.Lux PowerUnit 2 Set Basic unit and hand lamp including accessories

- bre.Lux Power Unit 2 basic unit
- + bre.Lux LED N2 hand lamp
(including flexholder, plug-in power unit)
- + Rotary plate
- + Light tray (including 30 sticks)

REF 14001015

1 piece

bre.Lux Power Unit 2 basic unit including accessories Full range system

REF 14001000

1 piece



- 10 individually adjustable programmes +
1 continuous light programme

Long service life of the LED lights

- 20,000 operating hours or 12 years

Ease of use

- Easy and fast access to programmes
- Programmable to satisfy individual requirements
- Spacious drawer
- Extremely silent and compact unit



→ polymerisation times bre.Lux Power Unit 2
see pages 76/77

Polymerisation times

bre.Lux PowerUnit 2

Manufacturer	Product name	bre.Lux PowerUnit 2 curing times in seconds [s] / Luminous power in percent [%]				
		bre.Lux LightPen (Angled hand light)		bre.Lux PowerUnit2 (basic unit)		
		Partial polymerisation (fixation/ partial curing)	Intermediate polymerisation (intermediate curing of individual layers)	Partial polymerisation (fixation/ partial curing)	Intermediate polymerisation (intermediate curing of individual layers)	Final polymerisation (final end hardness of material)
bredent	visio.link	N/A	30 s	N/A	90 s	90 s
	combo.lign bonding composite	30 s	N/A	20 s / 50 % (iProg)	180 s	180 s
	crea.lign gel	15 s	15 s	20 s / 50 % (iProg)	180 s	360 s
	crea.lign paste	15 s	15 s	20 s / 50 % (iProg)	180 s	360 s
	combo.lign Opaker	N/A	N/A	N/A	180 s	360 s
	crea.lign Opaker	N/A	N/A	N/A	180 s	360 s
	visio.lign color/visio.lign shield	10 s	N/A	N/A	90 s	180 s
	crea.lign Stains	N/A	N/A	N/A	180 s	360 s
	Ropak UV	N/A	N/A	N/A	180 s **	360 s
	Ropak Compact opaquer UV	N/A	N/A	N/A	180 s **	360 s
	Ropak Compact opaquer tooth-coloured UV	N/A	N/A	N/A	180 s	360 s
	compoForm UV	15 s	N/A	20 s / 50 % (iProg)	90 s	180 s
	Tray material UV	N/A	N/A	40 s / 50 % (iProg)	90 s	180 s (1)
	Die varnish, light-curing	N/A	30 s *	20 s / 50 % (iProg)	90 s	180 s
	SERACOLL UV	N/A	15 s	N/A	20 s / 50 % (iProg)	40 s / 50 % (iProg)
Qu-connector	N/A	30 s	N/A	90 s	90 s	
Heraeus	Signum	N/A	N/A	20 s / 50 % (iProg)	180 s	360 s
	Palatray XL	N/A	N/A	40 s / 50 % (iProg)	90 s	360 s
Shofu	Solidex	N/A	N/A	20 s / 50 % (iProg)	180 s	360 s
GC	Gradia	15 s	N/A	20 s / 50 % (iProg)	180 s	360 s
Wegold	S-Lay	N/A	N/A	20 s / 50 % (iProg)	180 s	360 s
VITA	VITA VM LC PRE OPAQUE / VITA VM LC OPAQUE PASTE	N/A	N/A	N/A	N/A	180 s
	VITA VM LC OPAQUE Pulver	N/A	N/A	N/A	360 s	360 s
	VITA VM LC Composite	30 s	N/A	40 s / 50 % (iProg)	180 s	360 s (2)
Degudent	Degudent injoy	N/A	N/A	20 s / 50 % (iProg)	180 s	360 s

Notes:

- * In case of one order only.
- ** Only apply opaquer in two coats.
- (1) For UV tray material, upper and lower side each 1 x 180 s.
- (2) For pontics, layer thickness up to max. 2 mm.
- (iProg) Individual programming necessary: See new parameters, including the bonding of prefabricated wax parts. Please create an individual programme with 50% luminous power without step function (heat reduction!)
- N/A Not applicable.

The polymerisation times are guide values for intact devices.

Individual programmes: Metal frameworks store the thermal energy of light more than pure polymers. Heat can have a positive effect on materials in the form of post-treatment or, in the case of too much heat, can lead to embrittlement or stresses. The development of heat can be conveniently controlled by the user by automatically adapting the stored (default) programs to the desired material conditions. For metal-free restorations or constructions with material thicknesses of more than 2mm, the option up to 100% power "Red. Power off" is recommended. For restorations that include metal components or involve high material shrinkage, it is recommended to reduce the light power: "Red. Power on". However, raising the power to 100% is always possible in the individual programs without having to re-adjust the unit.
In some cases, the curing times may change proportionally.

The hand lamp can be used as an alternative to the bre.Lux PowerUnit 2 for partial or intermediate polymerisation. The final curing is always done using the bre.Lux PowerUnit 2!

Other suitable light polymerisation devices

Polymerisation times for the visio.lign system components visio.link, combo.lign and crea.lign

Manufacturer	Product name	Wavelength [nm]*	Polymerisation times in seconds [s]			
			visio.link	combo.lign	crea.lign / crea.lign - Opaker / combo.lign - Opaker	
bredent	bre.Lux PowerUnit 2	370 - 500 nm	90 s	180 s	360 s	
Dentsply	Triad 2000	400 - 500 nm	180 s	360 s	600 s	
Degudent	Eclipse	k.A.	60 s	180 s	360 s	
Heraeus Kulzer	Dentacolor XS, Uni XS, Heraflash	320 - 520 nm	90 s	180 s	360 s	
GC	Labolight LV-III	380 - 490 nm	120 s	300 s	600 s	
Ivoclar Vivadent	Targes Power Ofen, Luminat 100	400 - 580 nm	240 s	180 s	480 s	
Schütz Dental	Spektra 200	310 - 500 nm	120 s	180 s	360 s	
Shofu Dental	Solidilite	400 - 500 nm	90 s	180 s	360 s	
Kuraray Dental	CS 110	k.A.	120 s	300 s	480 s	
Hager & Werken	Speed Labolight	320 - 550 nm	90 s	180 s	480 s	
3M ESPE	Visio Beta	400 - 500 nm	neu: P1 - P4 alt: U0 - U3	> 240 s (P2)	420 s (P2)	900 s (P1)
				420 s (U1, U3)	900 s (U0)	900 s (U0)

Notes:

* Manufacturer's data
n/a No information

Layer thickness and shade combination tables

Polymerisation times for specific layer thicknesses

Material	max. layer thickness [mm]	bre.Lux PowerUnit 2 polymerisation times in seconds [s]	
		Intermediate polymerisation (intermediate curing of individual layers)	Final polymerisation (final end hardness of material)
crea.lign Enamel	1 mm	180 s	360 s
crea.lign Incisal	1 mm	180 s	360 s
crea.lign Transpa clear	1 mm	180 s	360 s
crea.lign Dentin	1 mm	180 s	360 s
crea.lign Opaque Dentin	1 mm	180 s	360 s
crea.lign High Translucent	1 mm	180 s	360 s
crea.lign Modifier	1 mm	180 s	360 s
crea.lign GUM	1 mm	180 s	360 s
crea.lign Stains	0,3 mm	180 s	360 s
crea.lign paste	2 mm	180 s	360 s
combo.lign	2 mm	180 s	180 s
crea.lign Opaker	0,1 mm	180 s	360 s
combo.lign Opaker	0,1 mm	180 s	180 s

Tools

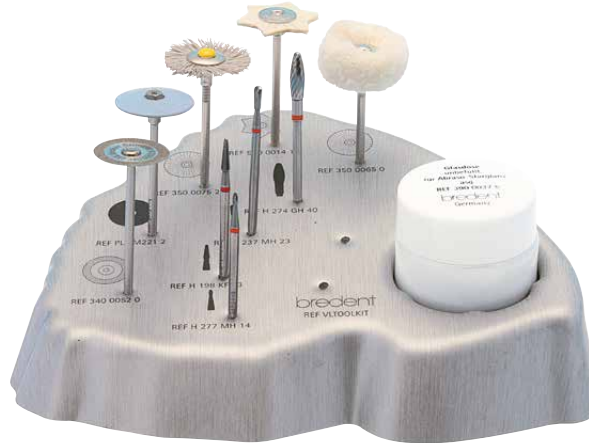
visio.lign Toolkit

The combination of the materials of the visio.lign veneering system and the visio.lign toolkit results in a surface featuring plaque resistance and shade stability, and its quality and resistance is identical to that of a ceramic material.

Composite surfaces like ceramics

The visio.lign toolkit has been designed specifically for the finishing of composites, such as visio.lign veneers, and provides tools and polishing pastes for a perfect finish.

Tool stand and glass jar without tools



REF **VL1SHELL**

1 piece, 2 parts

REF **VLTOOLKIT**

1 piece, 14 parts

Preparation set for composite veneers

Benefits

of the visio.lign toolkit

- Burs with relief produce smooth surfaces and reduce polishing time
- Prepolishing and high lustre polishing pastes are included in the set
- Tools are arranged at different heights to ensure easy access and grasp
- Removable glass pots to avoid drying out of high lustre polishing paste
- Pictograms and reference numbers are printed on the tools and stand for better visual control
- Three empty spaces for additional tools

crea.lign surface cleaner

Cleaner for removing the dispersion layer



REF **43000600**

125 ml

Abraso-Star gloss high lustre polishing



REF **52000163**

2 x 50 ml

Acrypol polishing paste for veneering materials



REF **52000170**

170 g

crea.lign gel

Stainless steel syringe holder
for crea.lign syringe



Stainless steel syringe holder for up to 6 crea.lign syringes including the single-hand grip.

REF 32000960

1 piece

Syringe holder for
crea.lign 5 g and stains



Up to 12 crea.lign syringes including the single-hand grip can be housed in this crea.lign syringe holder.

REF 32000443

1 piece

Application cannulas
+ pin cover



Lightproof protective cover, suitable for all application cannulas

Light-blocking application cannulas suitable for all crea.lign 5 g syringes

REF 32000940

10 pieces each

Rotary piston
with UV-LED



black with UV-LED

Single-hand grip for all crea.lign gel 5 g syringes, for simple and controlled dispensing

REF 32000445

1 piece

Mixing pad 100 x100 mm



REF 32000460

1 piece, 100 sheets

Mixing pads
35 x 50 x10 mm



REF 33001144

10 pieces, 100 sheets each



Single-hand grip +
application cannula
for crea.lign gel syringes



The single-hand grip has been specially designed for crea.lign gel syringes and, in combination with the application cannulas, makes it easier for the user to ensure precise dosing with one hand. Using the single-hand grip, the syringe sits firmly in the palm of the hand and the liquid gel can be dispensed by turning the ribbed rotating device using the thumb or index finger of the same hand.

The other hand remains free to carry out other work, e.g. holding the object being processed.



The UV LED hand lamp is integrated into the single-hand grip and can be removed as required. The applied crea.lign gel can be quickly hardened with the aid of this.

Tools

crea.lign paste

syringe holder for
crea.lign paste



Syringe holder in transparent plastic for five crea.lign pastes, unloaded.

REF 32000447

1 piece

crea.lign
composite shaper kit



The modelling instruments made of silicone have been specially developed for the crea.lign paste. They serve as application and modelling aids.

REF 32000480

1 piece

Rotary piston
crea.lign paste



Rotary piston for all crea.lign pastes, for simple and controlled dispensing

REF 32000444

1 piece

novo.lign

Thermo-Pen



The Thermo-Pen is a flameless hot-air device with piezo technology. The veneers can be heated without the risk of burning them. The temperature required to shape the veneers is approx. 250 C. Expansion improves coating of telescopic crowns, for example.

REF 11001470

1 piece



We recommend the Thermo-Pen
for thermoplastic shaping

1



Heat veneer

2



Bend hot veneer upwards



bond.lign

bond.lign stainless steel tripod
(unloaded)



High-quality metal stand with removable tubs
- can be used on both sides (large and small cooling). Brush holder and spacious storage.

REF 32000970

1 piece

Dispenser for 5 ml 1:1
combo.lign luting composite



⚠ Cartridge not included within the scope of delivery.

Dispenser for all combo.lign cartridges, for simple and controlled dispensing of combo.lign luting composite.

REF 32000441

1 piece

combo.lign mixing cannulas
size 2



Lightproof mixing cannulas for all combo.lign luting composites

REF COMKG210

1 x 10 pieces

Preparatory work

Multisil dosing device
visio.sil silicone dispenser



⚠ Cartridge not included within the scope of delivery.

Dispenser for visio.sil, visio.sil ILT and visio.sil fix cartridges, for simple and controlled dispensing of the silicone.

REF 32000440

1 piece

Mixing cannulas size 2 yellow
for visio.sil fix silicone



Mixing cannula for high-precision silicone for matrices.

REF 32000451

1 x 12 pieces

Mixing cannulas size 4 green
for visio.sil and visio.sil ILT silicones



Mixing cannulas for transparent visio.sil silicone.

REF 32000457

1 x 12 pieces

Tools

visio.lign tooth cabinet / box

including 10 push inserts, unloaded



REF **VLIGNBOX3**

1 piece

Tooth and tray cabinet for storing neo.lign / novo.lign anterior and posterior sets

REF **VLIGNBOX2**

1 piece

Loading drawer inserts for



26 x neo.lign/novo.lign P posterior sets (8/6 toothed strips) + 13 x neo.lign or novo.lign A/P sets

REF **00745961**

1 piece



52 x neo.lign/novo.lign A anterior sets/52 x neo.lign/novo.lign P posterior sets (set of 4)

REF **00745962**

1 piece



9 x crea.lign opaque and / or crea.lign paste syringe

REF **00745824**

1 piece



6 x combo.lign opaque syringe

REF **00745827**

1 piece



10 x crea.lign gel syringe
3 x single-hand grip

REF **00745847**

1 piece



8 x crea.lign gel and/or crea.lign paste syringe
2 x adhesive bond liquid vials
1 x silicone cartridge

REF **00745816**

1 piece

Material processing matrix

Material	Processing			
	Veneering	Freestyle layering	Freestyle layering with Gnathoflex	Freestyle layering in a matrix
visio.sil fix	•			
visio.sil	•			
visio.sil ILT	•			•
MKZ primer	•	•	•	•
MKZ EM activator	•	•	•	•
K primer	•	•	•	•
visio.link	•	•	•	•
bre.Lux Power Unit 2	•	•	•	•
Gnathoflex			•	
crea.lign modelling liquid	•	•	•	•
combo.lign opaque	•			
crea.lign opaque	•	•	•	•
combo.lign luting composite	•			
novo.lign Veneers	•			
crea.lign gel	•	•	•	•
crea.lign paste	•	•	•	•
visio.lign color/visio.lign shield	•	•	•	•
visio.lign Toolkit	•	•	•	•

Media



Preparatory work

REF 000482GB

Inverse Layering Technique
(by Vincenzo Musella)



visio.lign

REF 000224GB

brochure
visio.lign

REF 000234GB

brochure
visio.lign Instructions for use

REF 000274GB

visio.lign Binder
english empty

REF 0091161GB

brochure
visio.lign modern art

REF 0091177GB

brochure
modern art Manual



crea.lign

REF 000577GB

brochure
crea.lign

REF 000651GB

brochure
red-white aesthetic set

REF 009907GB

Flyer
crea.lign
paste

REF 009833GB

brochure
crea.lign freestyle manual

REF 009485GB

Inlay
Layering scheme for RED-
WHITE individualization

REF 992990GB

Dental aesthetics book of
Vincenzo Musella
english

REF 009837GB

crea.lign
Layering instructions



novo.lign

REF 009939GB

brochure
novo.lign

REF 000202GB

brochure
range of designs

REF 000754GB

brochure
Quick Guide SKY top.lign
(& novo.lign)



neo.lign

REF 000305GB

brochure
neo.lign

REF 000329GB

Design chart
neo.lign Full teeth

REF 000468GB

brochure neo.lign
Set-up instructions

REF 000226GB

neo.lign Curriculum
Modern Prosthetics

REF 0091006GB

neo.lign
Full teeth



bond.lign

REF 009539GB

Indication
of the visio.lign primers

REF 009893GB

Flyer
bond.lign/DTK adhesive

REF 000477GB

Data Sheet
MKZ Primer / K-Primer

REF 009894GB

Adhesive protocol
Full Range Bonding Kit



visio.paint

REF 009681GB

Quick reference card
visio.lign color &
visio.lign shield

REF 0091153GB

Material Report
visio.lign shield &
visio.lign color



visio.CAM

REF 000500GB

Material catalogue
CAD/CAM



Tools

REF 000234GB

Prospekt
visio.lign
Manual

REF 000590GB

brochure
bre.Lux PowerUnit 2

REF 0091174GB

brochure
bre.Lux LightPen

Index

A

Abraso-Star high lustre polishing.....	78
Accessories	
Application cannulas + pin cover.....	79
bond.lign stainless steel tripod.....	81
combo.lign mixing cannulas.....	81
crea.lign composite shaper kit.....	80
Dispenser combo.lign luting composite.....	81
Mixing cannulas for visio.sil and visio.sil ILT silicones.....	81
Mixing cannulas for visio.sil fix silicone.....	81
Mixing pad.....	79
Rotary piston crea.lign paste.....	80
Stainless steel syringe holder for crea.lign syringe.....	79
Syringe holder for crea.lign 5 g & stains.....	79
syringe holder for crea.lign paste.....	80
Thermo-Pen.....	80
Tool stand and glass jar, without tools.....	78
visio.sil silicone dispenser Multisil dosing device.....	81
Acrypol polishing paste for veneering materials.....	78
adhesive DTK adhesive.....	64
Application cannulas + pin cover.....	79
visio.lign color.....	28
visio.lign shield.....	28

B

Bonder visio.link.....	61
bre.Lux	
LightPen.....	74
Power Unit 2 basic unit.....	75
Power Unit 2 light tray including 30 sticks.....	74
Power Unit 2 light tray sticks cylinder.....	74
Power Unit 2 light tray sticks taper and cone.....	74
Power Unit 2 set.....	75
breCAM.HIPC composite blanks visio.CAM.....	70
Brush finishing set for composite veneers visio.lign toolkit.....	25, 78

C

Chipping repair kit.....	67
cleaner crea.lign surface cleaner.....	78
combo.lign luting composite.....	64
complete kit.....	66
Mixing cannulas.....	81
Opaque catalyst.....	62
Opaque.....	62
Composite blanks visio.CAM breCAM.HIPC.....	70
crea.lign	
Assortment with syringe holder.....	22
Composite shaper kit.....	80
freestyle intro kit.....	23
gel dentine.....	16
gel GUM.....	16
gel Incisal.....	16
gel Modifier.....	16
gel Transpa Clear.....	16
gel.....	12, 16
Modelling liquid.....	18
Opaque set.....	66
Opaque Z, zirconium liner.....	63
Opaque.....	63
paste complete kit.....	23
paste dentine.....	17
paste GUM.....	17
paste Incisal.....	17
paste starter kit, 10 x crea.lign paste.....	22

paste starter kit, 9 pastes can be selected	22
paste Transpa opal	17
paste	12, 17
stainless steel syringe holder	79
Stains	16
Start set N	24
surface cleaner	78
Syringe holder for crea.lign 5 g and stains	79
syringe holder stainless steel	79
test set colours A2, A3, A3,5	25
veneering system paste + gel, complete set	21
Cutter finishing set for composite veneers visio.lign toolkit	25, 78

D

Dispenser	
combo.lign luting composite	81
visio.sil silicones Multisil dosing device	81
Dosing device	
Dispenser combo.lign luting composite	81
visio.sil silicone dispenser Multisil dosing device	81
DTK adhesive	64
abutment assortment	66
assortment transparent	66
opaque abutment set	66
opaque assortment	66

F

finishing set for composite veneers visio.lign toolkit	25, 78
Full range bonding kit	67

K

K primer	61
----------------	----

L

Light curing device	
bre.Lux LightPen	74
bre.Lux Power Unit 2 basic unit	75
bre.Lux Power Unit 2 light tray including 30 sticks	74
bre.Lux Power Unit 2 light tray sticks cylinder	74
bre.Lux Power Unit 2 light tray sticks taper and cone	74
bre.Lux Power Unit 2 set	75
Liquid crea.lign modelling liquid	18
luting composite	
combo.lign luting composite	64
combo.lign mixing cannulas	75
Dispenser combo.lign luting composite	75

M

Mixing cannulas	
combo.lign mixing cannulas	81
Mixing cannulas for visio.sil and visio.sil ILT silicones	81
Mixing cannulas for visio.sil fix silicone	81
Mixing pad	79
MKZ EM activator	60
MKZ primer	60

N

neo.lign teeth	52-55
Living mould chart A and P	57
shape kit - reduced quantity of shapes	57
novo.lign veneers	38-41
Living mould chart novo.lign - novo.lign A & novo.lign P	45
shape kit - reduced quantity of shapes	45

O

Opaque	
crea.lign opaque	63
crea.lign opaque Z, zirconium liner	63
Opaque combo.lign catalyst.....	62
Opaque combo.lign	62

P

Polishing finishing set for composite veneers visio.lign toolkit.....	25, 78
polishing paste	
Abraso-Star high lustre polishing	78
Acrypol polishing paste for veneering materials	78
Primer	
bond.lign stainless steel tripod.....	81
K primer.....	61
MKZ EM activator.....	60
MKZ primer.....	60

R

Red-white aesthetics set	24
refill pack double-mix cartridge	
DTK adhesive opaque	66
DTK adhesive transparent.....	66
Rotary piston crea.lign paste	80

S

Set adhesive bond	
Chipping repair kit.....	67
combo.lign complete kit	66
crea.lign opaque set.....	66
DTK adhesive abutment assortment.....	66
DTK adhesive assortment transparent.....	66
DTK adhesive opaque abutment set.....	66
DTK adhesive opaque assortment	66
Full range bonding kit.....	67
refill pack double-mix cartridge DTK adhesive opaque.....	66
refill pack double-mix cartridge DTK adhesive transparent	66
Set light-curing device bre.Lux PowerUnit 2	75
Set teeth	
Living mould chart neo.lign - neo.lign A and neo.lign P	57
neo.lign shape kit - reduced quantity of shapes	57
Set veneer composites	
crea.lign assortment with syringe holder.....	22
crea.lign freestyle intro kit.....	23
crea.lign paste complete kit	23
crea.lign paste starter kit, 10 x crea.lign paste.....	22
crea.lign paste starter kit, 9 pastes can be selected.....	22
crea.lign start set N	24
crea.lign test set colours A2, A3, A3,5	25
crea.lign veneering system paste + gel, complete set	21
Red-white aesthetics set	24
visio.lign toolkit finishing set for composite veneers.....	25, 78
visio.paint stains assortment	18, 24
Set veneers	
Living mould chart novo.lign - novo.lign A & novo.lign P	45
novo.lign shape kit - reduced quantity of shapes	45
visio.lign starter kit 4	44
visio.lign veneering system novo.lign A + P starter kit 2	43
visio.lign veneering system starter kit 3	43

Silicone	
Mixing cannulas for visio.sil and visio.sil ILT silicones	81
Mixing cannulas for visio.sil fix silicone.....	81
visio.sil fix	8
visio.sil ILT	9
visio.sil silicone dispenser Multisil dosing device	81
visio.sil.....	9
stains visio.paint assortment.....	18, 24
syringe holder for crea.lign paste	80
T	
Teeth neo.lign	52-55
Thermo-Pen	80
Tool stand and glass jar, without tools.....	78
V	
veneer composites	
Application cannulas + pin cover	79
crea.lign composite shaper kit	80
crea.lign gel dentine	16
crea.lign gel GUM	16
crea.lign gel Incisal.....	16
crea.lign gel Modifier.....	16
crea.lign gel Transpa Clear.....	16
crea.lign gel	12, 16
crea.lign paste dentine	17
crea.lign paste GUM.....	17
crea.lign paste Incisal.....	17
crea.lign paste Transpa opal.....	17
crea.lign paste.....	12, 17
crea.lign stainless steel syringe holder	73
crea.lign Stains.....	16
crea.lign syringe holder for crea.lign 5 g and stains	79
crea.lign syringe holder stainless steel	79
Mixing pad.....	79
Rotary piston crea.lign paste.....	80
syringe holder for crea.lign paste	80
Veneers	
novo.lign veneers	38-41
Thermo-Pen	80
visio.CAM composite blanks breCAM.HIPC.....	70
visio.lign	
Living mould chart novo.lign - novo.lign A & novo.lign P	45
starter kit 4	44
Toolkit finishing set for composite veneers.....	25, 78
veneering system novo.lign A + P starter kit 2	43
veneering system starter kit 3	43
visio.link.....	61
visio.paint stains assortment.....	18, 24
visio.sil fix	8
visio.sil ILT	9
visio.sil	9



visio.lign

The Aesthetic and Functional System

veneering composite



crea.lign

veneers



novo.lign

denture teeth



neo.lign

composite blanks



visio.CAM

stains



visio.paint

bonding system



bond.lign

bredent
group

009504GB-20241129
Mistake and subject to change reserved

